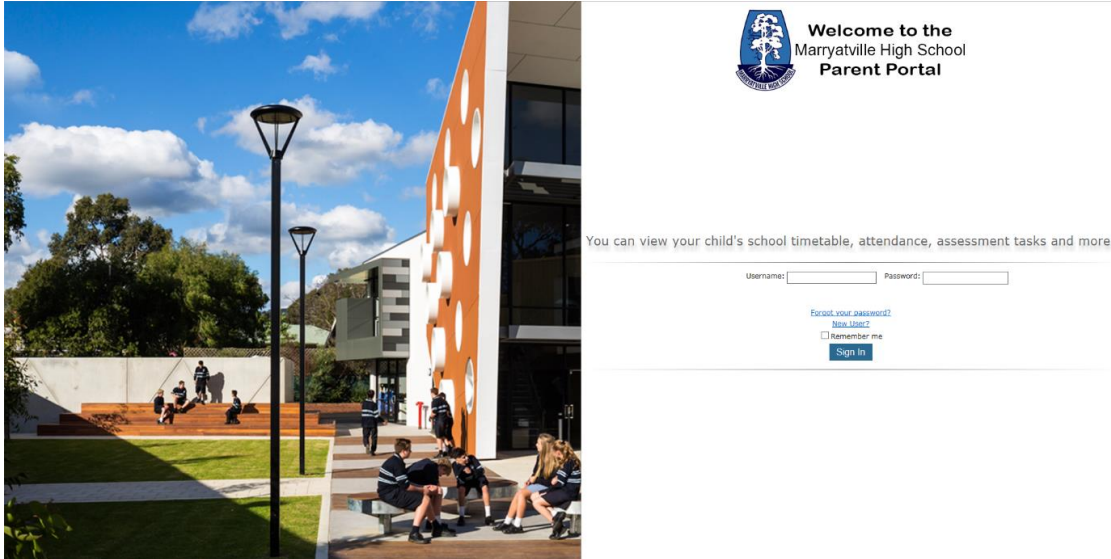


MARRYATVILLE HIGH SCHOOL

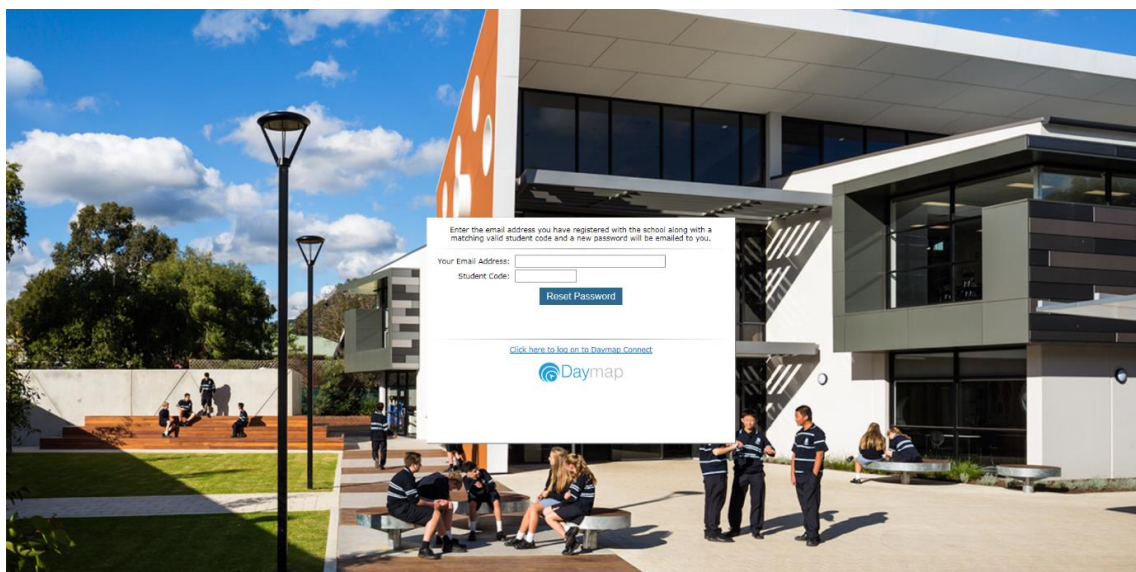
DAYMAP PARENT PORTAL QUICK START GUIDE

Daymap Connect is an extension of the *Daymap Learning Management System* which provides parents with access to key school and student information both at home and on the go. Our easy-to-use system allows parents to create and manage their own accounts for Daymap Connect, requiring only one login and password per parent (with the option to provide multiple logins) to access details for all of their students enrolled in the school.



The screen above is the Daymap Connect log in screen. This can be found by using the URL address <https://daymap.marryatvillehs.sa.edu.au/DayMapConnect/> or accessing the Parent Portal from the Portals Tab on the school website <http://www.marryatvillehs.sa.edu.au/>

If you are a new user then select the "**can't access your account?**" option. On the next screen you will be required to enter your email address (this must be the email registered at the school) and your child's student ID #. Once you have entered the details and clicked on "**Reset Password**", an email will be sent to you containing your Username and a URL. When you click on the URL, you will be taken to a Set Password screen.



If you are a returning user click on **Forgot your password** and the steps are the same as described above for a new user.

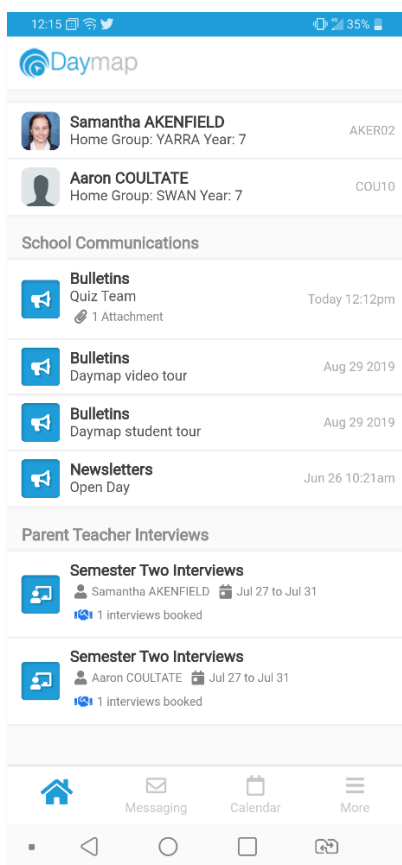
Daymap Mobile App for Parents



Daymap provides a free mobile app for both Android and iPhone users. iPhone users require a minimum of iOS 9.0 and Android users require a minimum of 4.4 (KitKat).

Once you have downloaded the free app, you will be able to log in to view a range of information including:

- Push notifications of messages
- View all student information: attendance, reports, assessment and results, and student records and notes
- Calendars and events
- Book Parent-Teacher Interviews



Using the App for the First Time

Download the **Daymap Mobile** app from your app store

Apple App Store

<https://apps.apple.com/au/app/id1494799850>



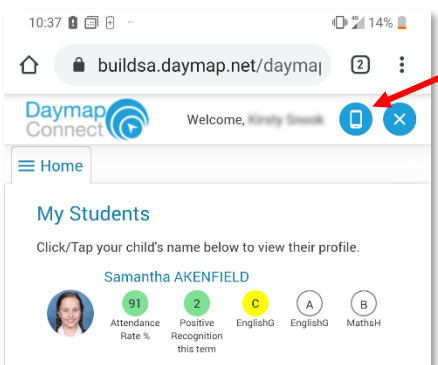
Google Play Store

<https://play.google.com/store/apps/details?id=net.daymap.mobile>



When using **Daymap Mobile** for the first time, you will need to launch the app via a link in your School's Daymap web application (this link can also be used to download the app). Subsequent uses of Daymap Mobile can then be made by tapping the Daymap app icon in your list of apps.

Open the browser and navigate to <https://daymap.marryatvillehs.sa.edu.au/daymapconnect> . Login with your Daymap username and password and then click on the mobile icon at the top of your screen.



You may be requested to allow Daymap to send you notifications, this will be required if you wish to receive push notifications when you receive a message from the school.

Depending on your device, you may need to re-enter your credentials for the home screen of the app to load.

Please Note that if the mobile app links are not visible, then the mobile app may not be configured for your school.